



# West Point Parks, Recreation & Trails Survey

Tuesday, April 12, 2022



**455**

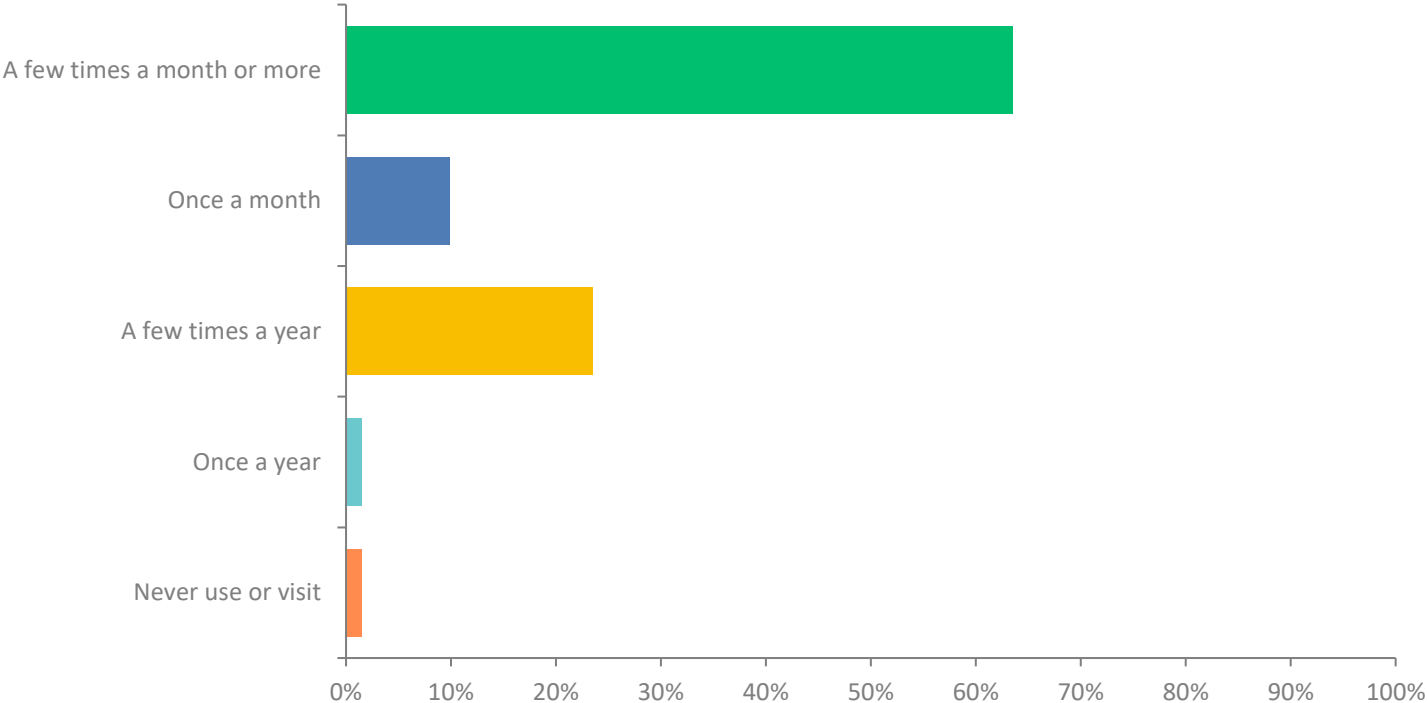
Total Responses

Date Created: Wednesday, February 09, 2022

Complete Responses: 455

# Q1: How often do you use or visit West Point City parks?

Answered: 455 Skipped: 0



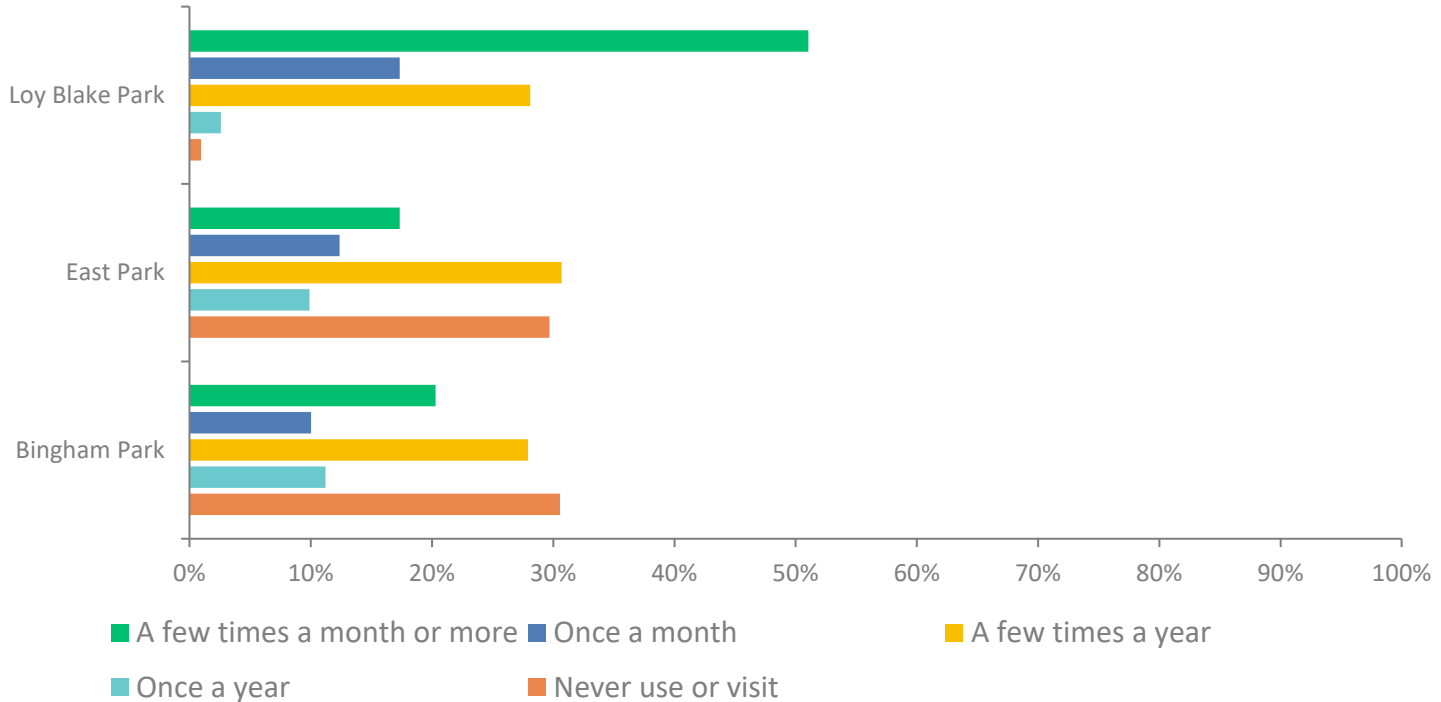
# Q1: How often do you use or visit West Point City parks?

Answered: 455 Skipped: 0

ANSWER CHOICES	RESPONSES	
A few times a month or more	63.52%	289
Once a month	9.89%	45
A few times a year	23.52%	107
Once a year	1.54%	7
Never use or visit	1.54%	7
TOTAL		455

## Q2: How often does your household use the following West Point City parks?

Answered: 430 Skipped: 25



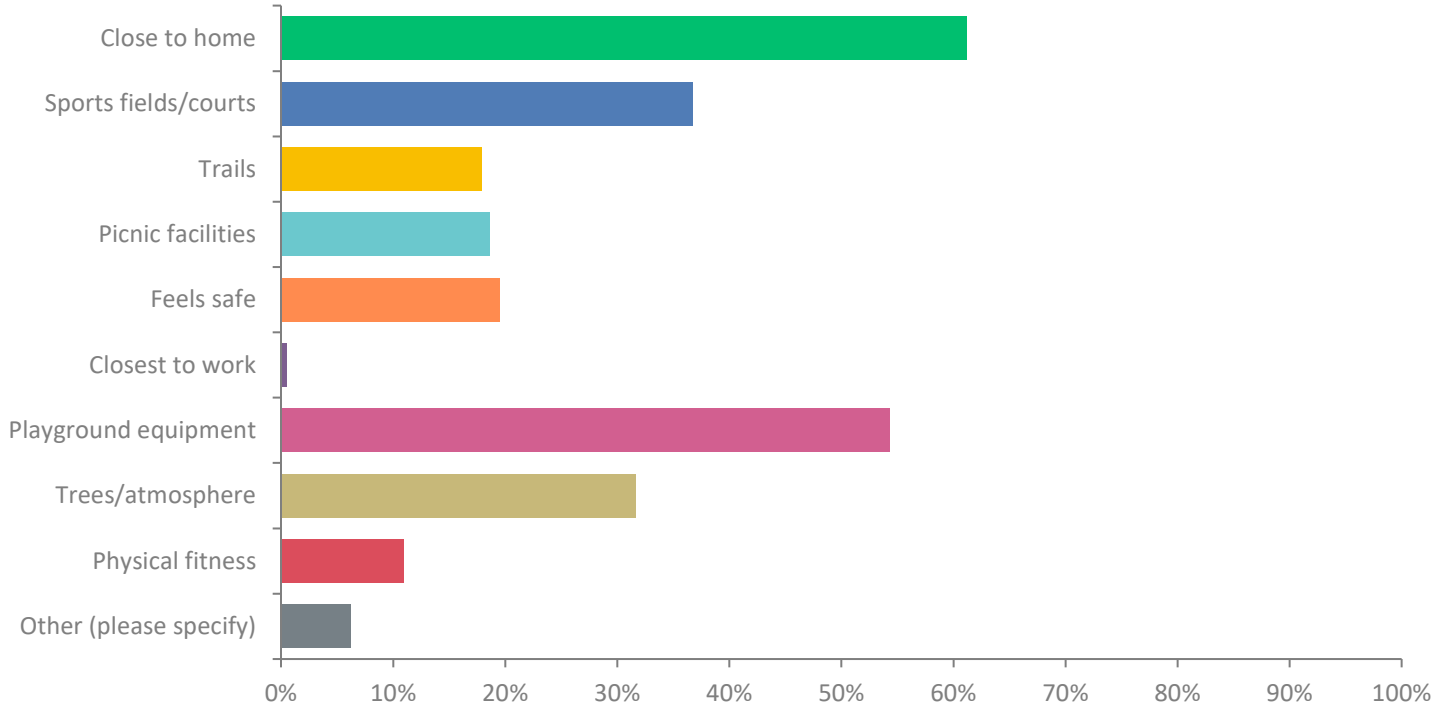
## Q2: How often does your household use the following West Point City parks?

Answered: 430 Skipped: 25

	A FEW TIMES A MONTH OR MORE	ONCE A MONTH	A FEW TIMES A YEAR	ONCE A YEAR	NEVER USE OR VISIT	TOTAL	WEIGHTED AVERAGE
Loy Blake Park	51.05% 218	17.33% 74	28.10% 120	2.58% 11	0.94% 4	427	1
East Park	17.33% 70	12.38% 50	30.69% 124	9.90% 40	29.70% 120	404	1
Bingham Park	20.29% 85	10.02% 42	27.92% 117	11.22% 47	30.55% 128	419	1

### Q3: What is the most important reason that you use your MOST USED park, field or recreation facility? (Select up to three.)

Answered: 420 Skipped: 35



### Q3: What is the most important reason that you use your MOST USED park, field or recreation facility? (Select up to three.)

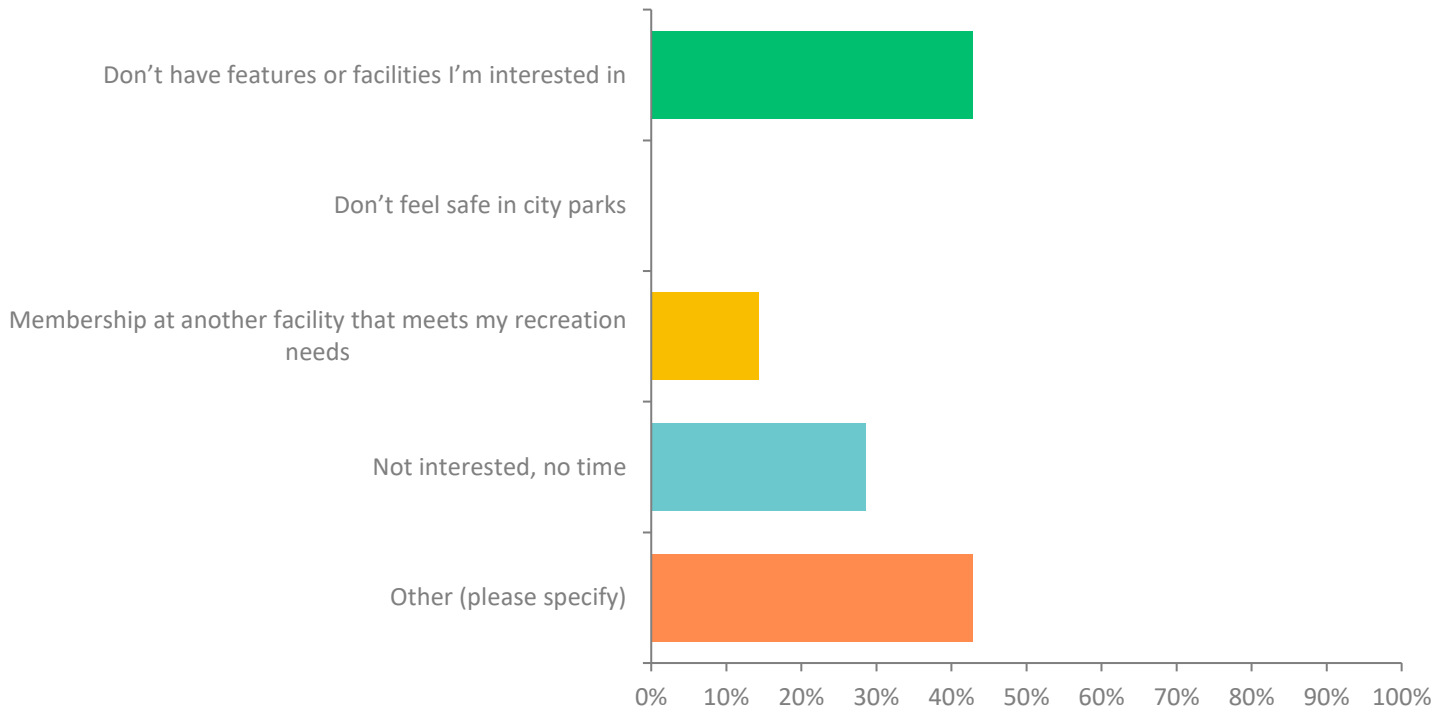
Answered: 420 Skipped: 35

ANSWER CHOICES	RESPONSES	
Close to home	61.19%	257
Sports fields/courts	36.67%	154
Trails	17.86%	75
Picnic facilities	18.57%	78
Feels safe	19.52%	82
Closest to work	0.48%	2
Playground equipment	54.29%	228
Trees/atmosphere	31.67%	133
Physical fitness	10.95%	46
Other (please specify)	6.19%	26
TOTAL		1081



## Q4: Which of the follow reasons explains why you DO NOT use or visit West Point City parks? (Select up to three.)

Answered: 7 Skipped: 448



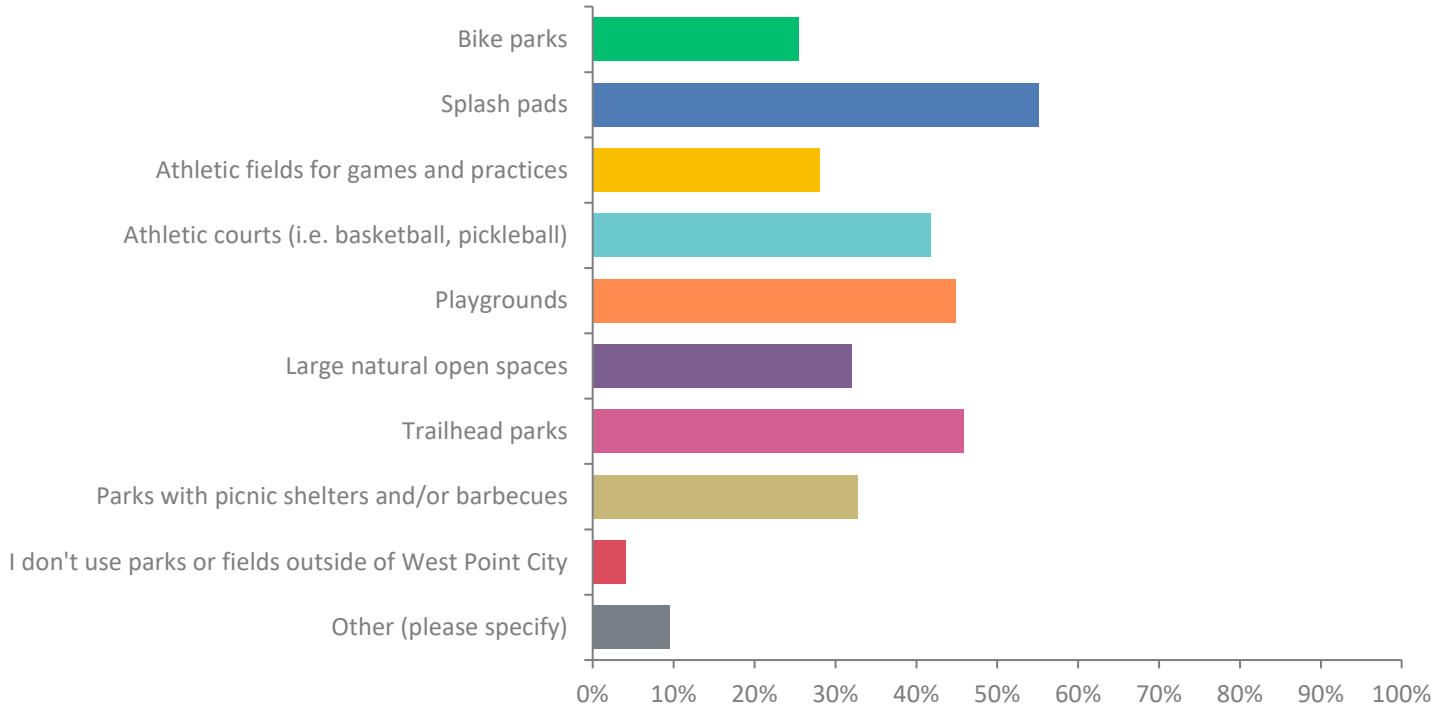
## Q4: Which of the follow reasons explains why you DO NOT use or visit West Point City parks? (Select up to three.)

Answered: 7 Skipped: 448

ANSWER CHOICES	RESPONSES	
Don't have features or facilities I'm interested in	42.86%	3
Don't feel safe in city parks	0%	0
Membership at another facility that meets my recreation needs	14.29%	1
Not interested, no time	28.57%	2
Other (please specify)	42.86%	3
<b>TOTAL</b>		<b>9</b>

## Q5: Which of the following types of parks or fields, if any, do you or members of your household use or visit OUTSIDE of West Point? (Select all that apply.)

Answered: 421 Skipped: 34



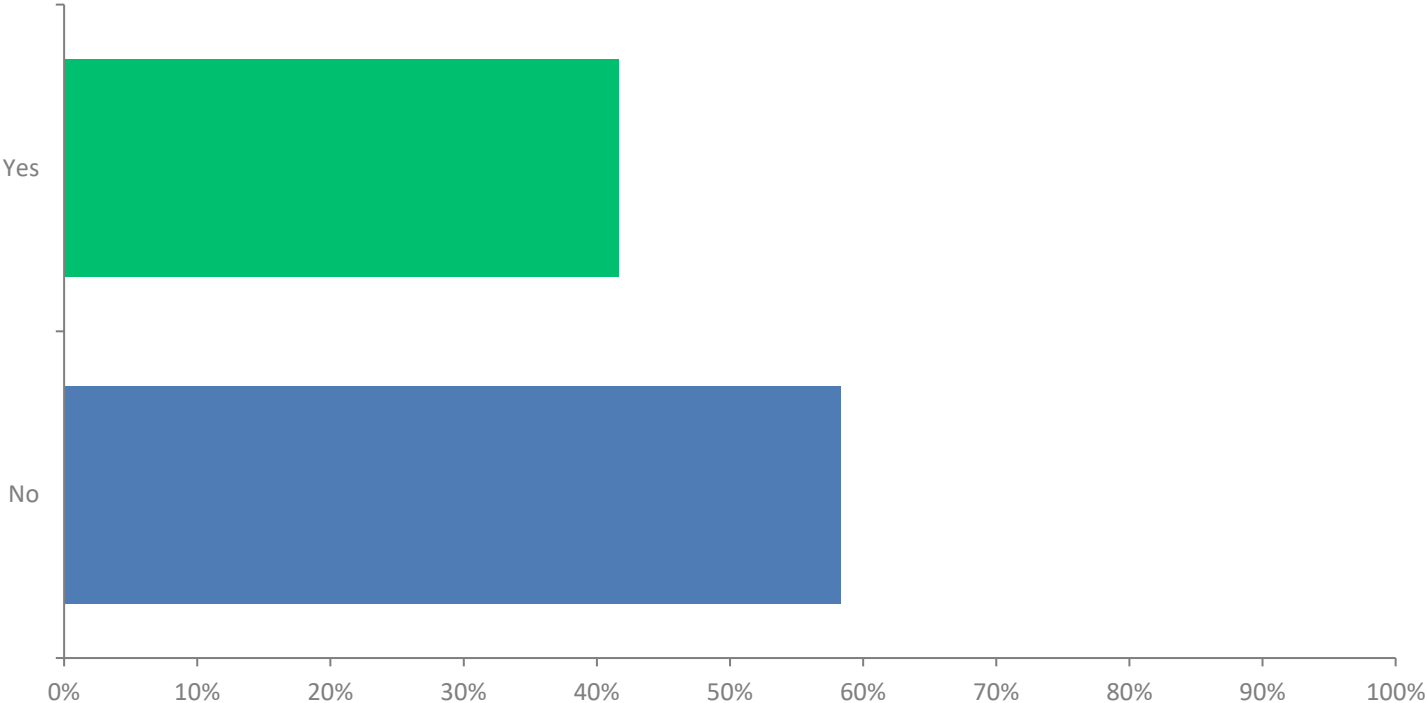
## Q5: Which of the following types of parks or fields, if any, do you or members of your household use or visit OUTSIDE of West Point? (Select all that apply.)

Answered: 421 Skipped: 34

ANSWER CHOICES	RESPONSES	
Bike parks	25.42%	107
Splash pads	55.11%	232
Athletic fields for games and practices	28.03%	118
Athletic courts (i.e. basketball, pickleball)	41.81%	176
Playgrounds	44.89%	189
Large natural open spaces	32.07%	135
Trailhead parks	45.84%	193
Parks with picnic shelters and/or barbecues	32.78%	138
I don't use parks or fields outside of West Point City	4.04%	17
Other (please specify)	9.50%	40
TOTAL		1345

# Q6: Have you or any members of your household participated in any West Point City sports or recreation programs in the past 12 months?

Answered: 420 Skipped: 35



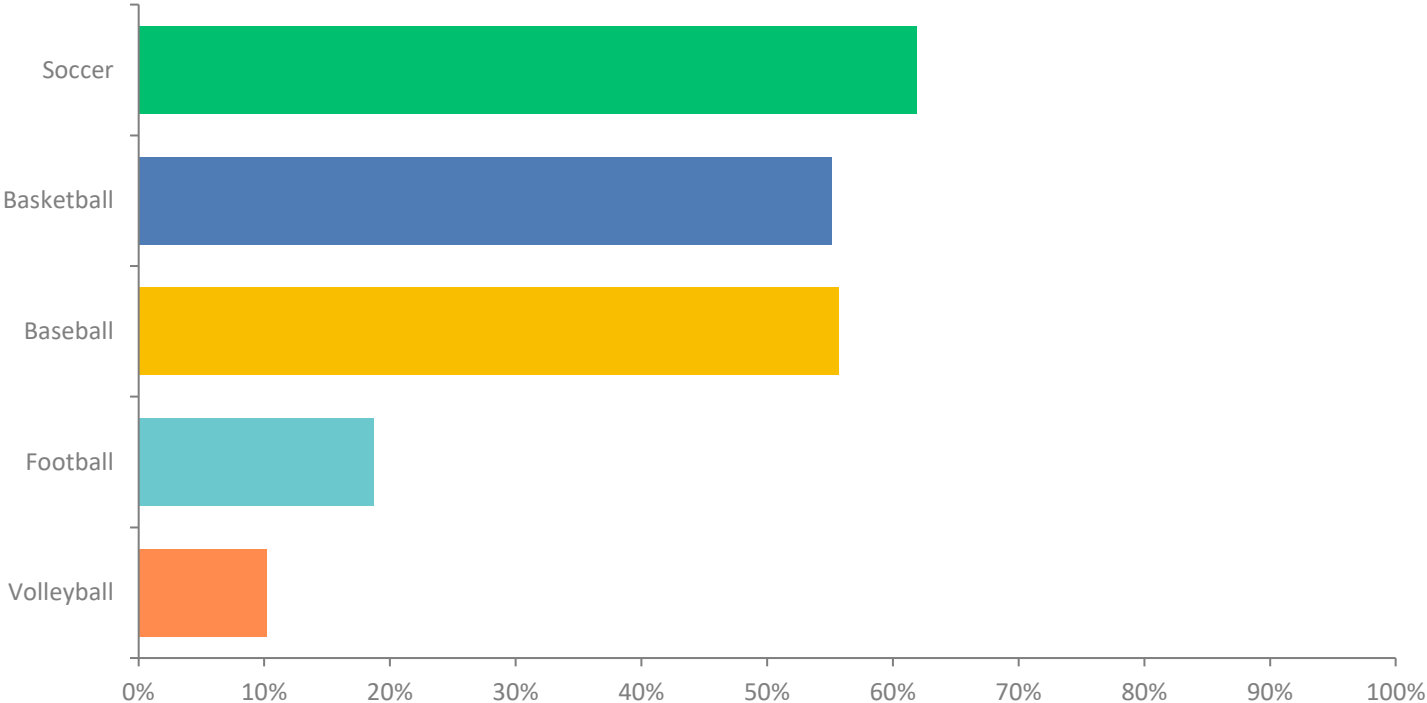
## Q6: Have you or any members of your household participated in any West Point City sports or recreation programs in the past 12 months?

Answered: 420 Skipped: 35

ANSWER CHOICES	RESPONSES	
Yes	41.67%	175
No	58.33%	245
TOTAL		420

# Q7: Which of the following West Point sports or recreation programs have you or members of your household participated in during the last 12 months? (Select all that apply.)

Answered: 176 Skipped: 279



**Q7: Which of the following West Point sports or recreation programs have you or members of your household participated in during the last 12 months? (Select all that apply.)**

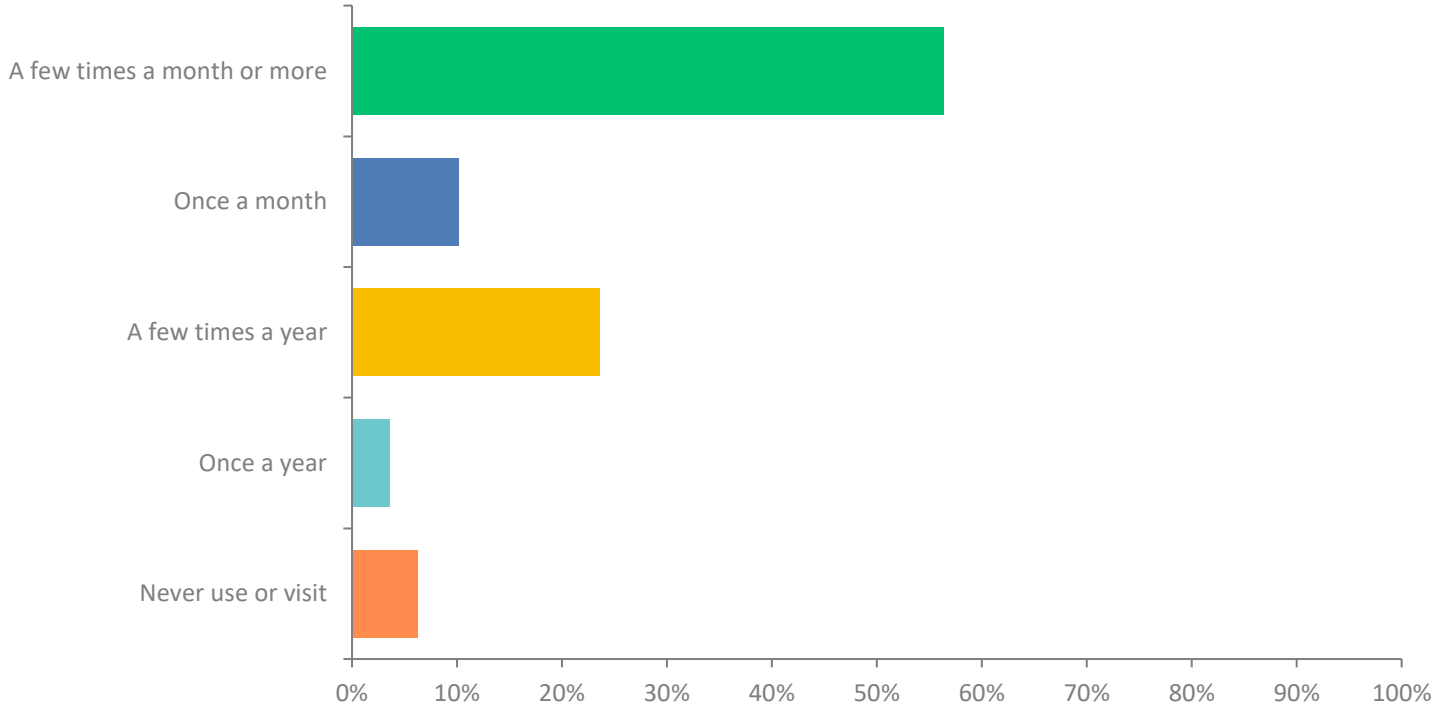
Answered: 176 Skipped: 279

ANSWER CHOICES	RESPONSES	
Soccer	61.93%	109
Basketball	55.11%	97
Baseball	55.68%	98
Football	18.75%	33
Volleyball	10.23%	18
TOTAL		355



### Q9: How often do you or members of your household use trails in West Point? (For the purpose of this question, trails include established trails and walking trails in parks.)

Answered: 415 Skipped: 40



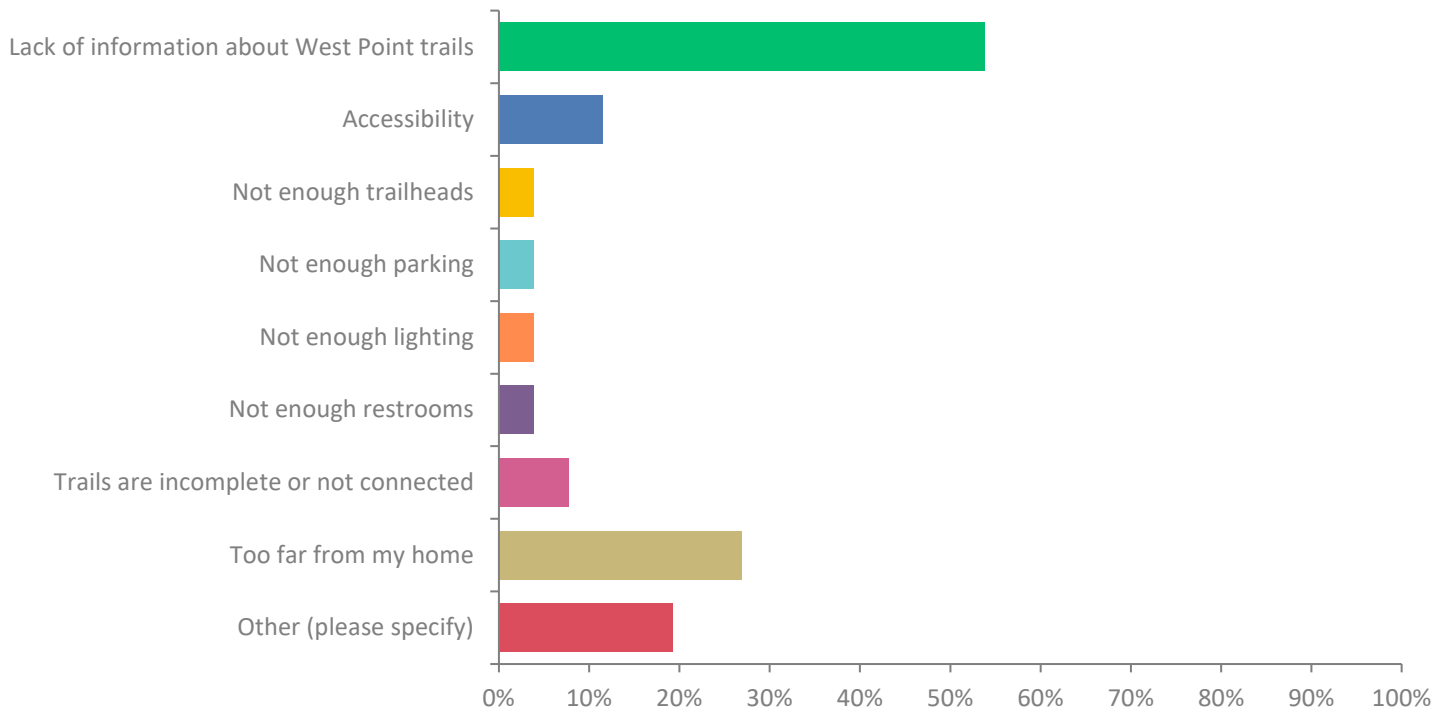
**Q9: How often do you or members of your household use trails in West Point? (For the purpose of this question, trails include established trails and walking trails in parks.)**

Answered: 415 Skipped: 40

ANSWER CHOICES	RESPONSES	
A few times a month or more	56.39%	234
Once a month	10.12%	42
A few times a year	23.61%	98
Once a year	3.61%	15
Never use or visit	6.27%	26
TOTAL		415

# Q10: Which of the following reasons best explains why you DO NOT use the trails in West Point? (Select up to three.)

Answered: 26 Skipped: 429



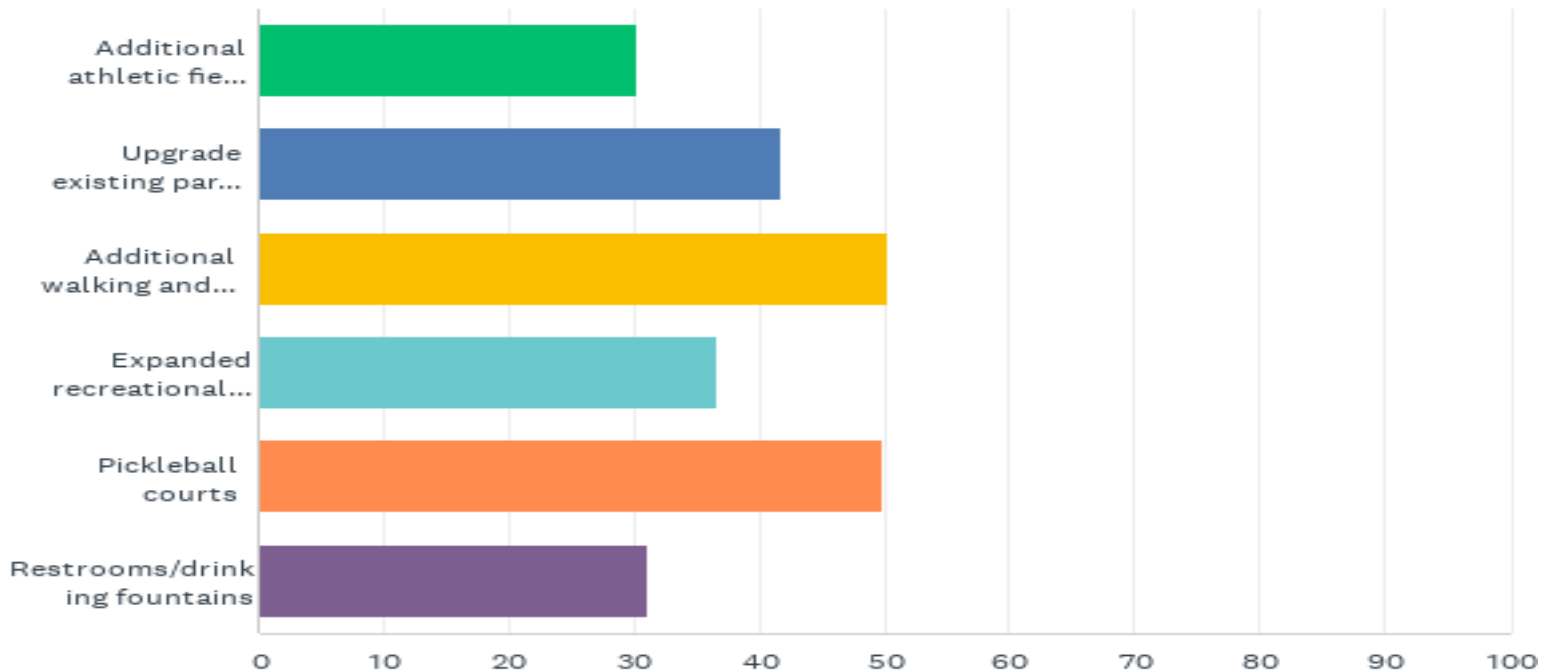
## Q10: Which of the following reasons best explains why you DO NOT use the trails in West Point? (Select up to three.)

Answered: 26 Skipped: 429

ANSWER CHOICES	RESPONSES	
Lack of information about West Point trails	53.85%	14
Accessibility	11.54%	3
Not enough trailheads	3.85%	1
Not enough parking	3.85%	1
Not enough lighting	3.85%	1
Not enough restrooms	3.85%	1
Trails are incomplete or not connected	7.69%	2
Too far from my home	26.92%	7
Other (please specify)	19.23%	5
TOTAL		35

**Q11: Suppose you had \$100 to spend on additional park, recreational programs, facilities or trails in West Point. How would you divide your \$100 among the various services and amenities that could be funded? (You may spend the \$100 all in one category or divide it up, but the total must be \$100)**

Answered: 385 Skipped: 70



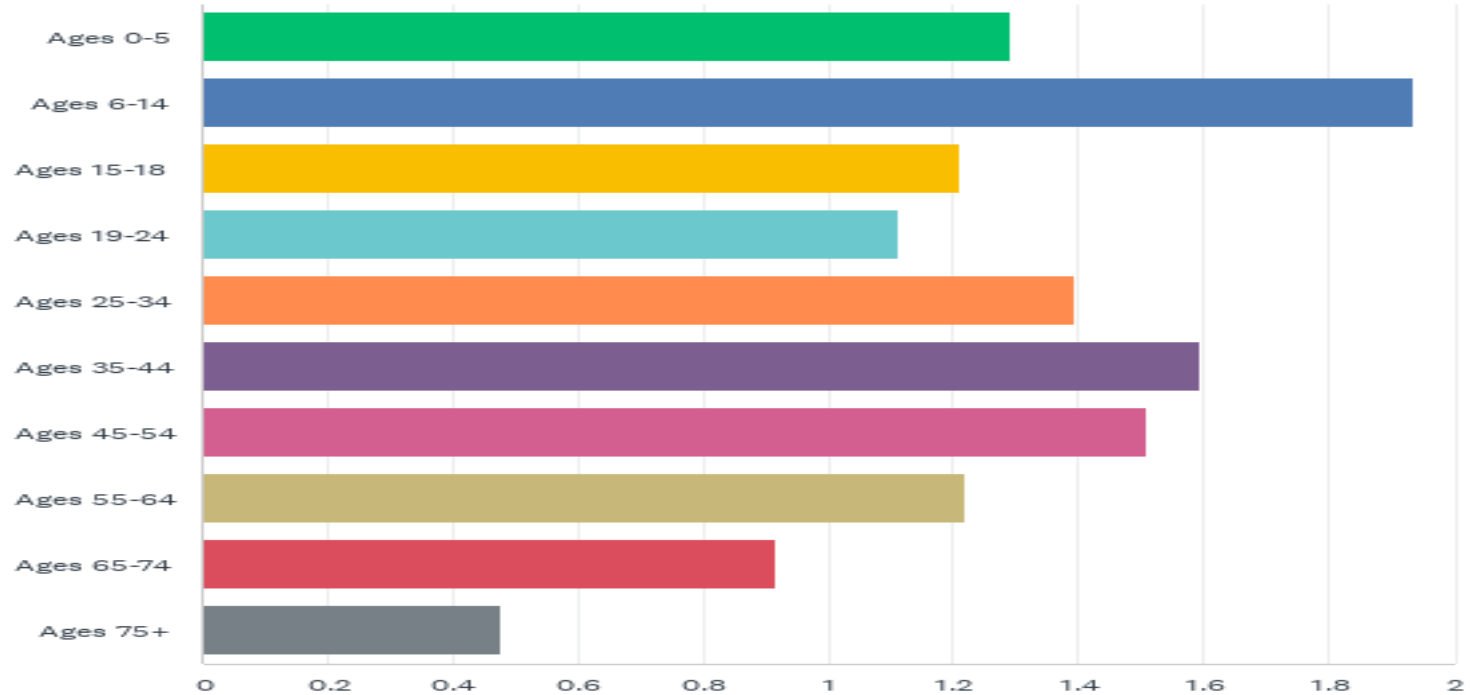
**Q11: Suppose you had \$100 to spend on additional park, recreational programs, facilities or trails in West Point. How would you divide your \$100 among the various services and amenities that could be funded? (You may spend the \$100 all in one category or divide it up, but the total must be \$100)**

Answered: 385 Skipped: 70

ANSWER CHOICES	AVERAGE NUMBER	TOTAL NUMBER	RESPONSES
Additional athletic fields for games and practice	30	2,665	88
Upgrade existing parks and playgrounds	42	6,851	164
Additional walking and bike trails	50	11,055	220
Expanded recreational programs	37	3,888	106
Pickleball courts	50	9,347	187
Restrooms/drinking fountains	31	4,694	151
Total Respondents: 385			

# Q13: Counting yourself, how many people in your household are?

Answered: 385 Skipped: 70



## Q13: Counting yourself, how many people in your household are?

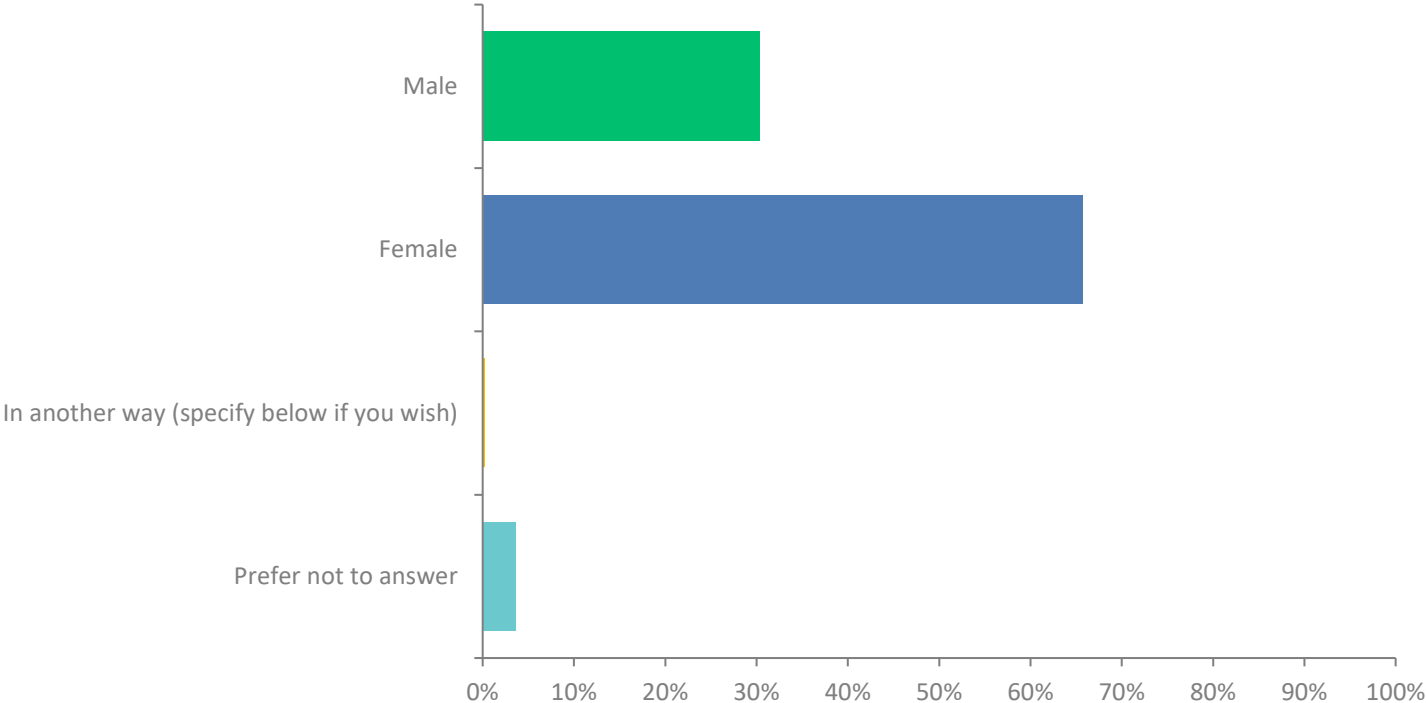
Answered: 385 Skipped: 70

ANSWER CHOICES	AVERAGE NUMBER	TOTAL NUMBER	RESPONSES
Ages 0-5	1	199	154
Ages 6-14	2	451	233
Ages 15-18	1	167	138
Ages 19-24	1	100	90
Ages 25-34	1	173	124
Ages 35-44	2	311	195
Ages 45-54	2	201	133
Ages 55-64	1	78	64
Ages 65-74	1	34	37
Ages 75+	0	10	21
Total Respondents: 385			



# Q14: What is your gender?

Answered: 385 Skipped: 70



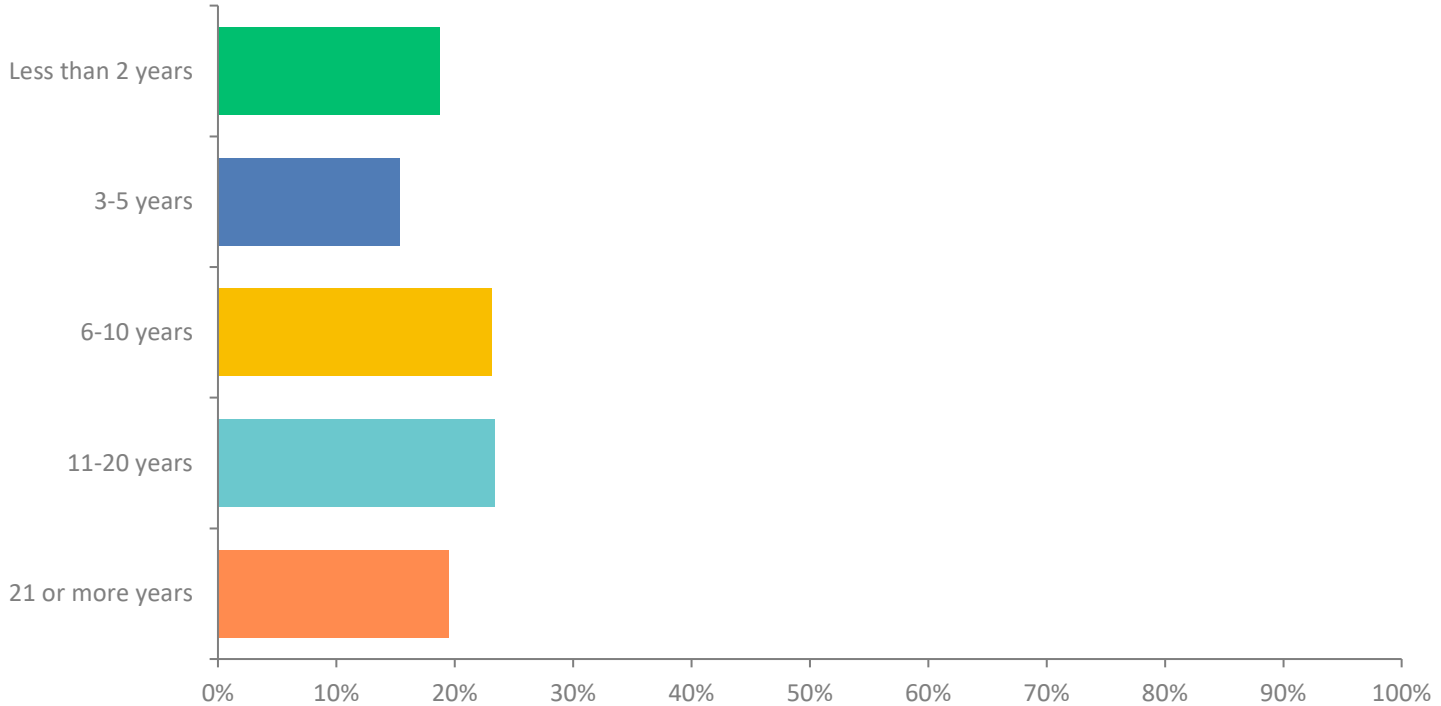
## Q14: What is your gender?

Answered: 385 Skipped: 70

ANSWER CHOICES	RESPONSES	
Male	30.39%	117
Female	65.71%	253
In another way (specify below if you wish)	0.26%	1
Prefer not to answer	3.64%	14
<b>TOTAL</b>		<b>385</b>

# Q15: How long have you lived in West Point City?

Answered: 385 Skipped: 70



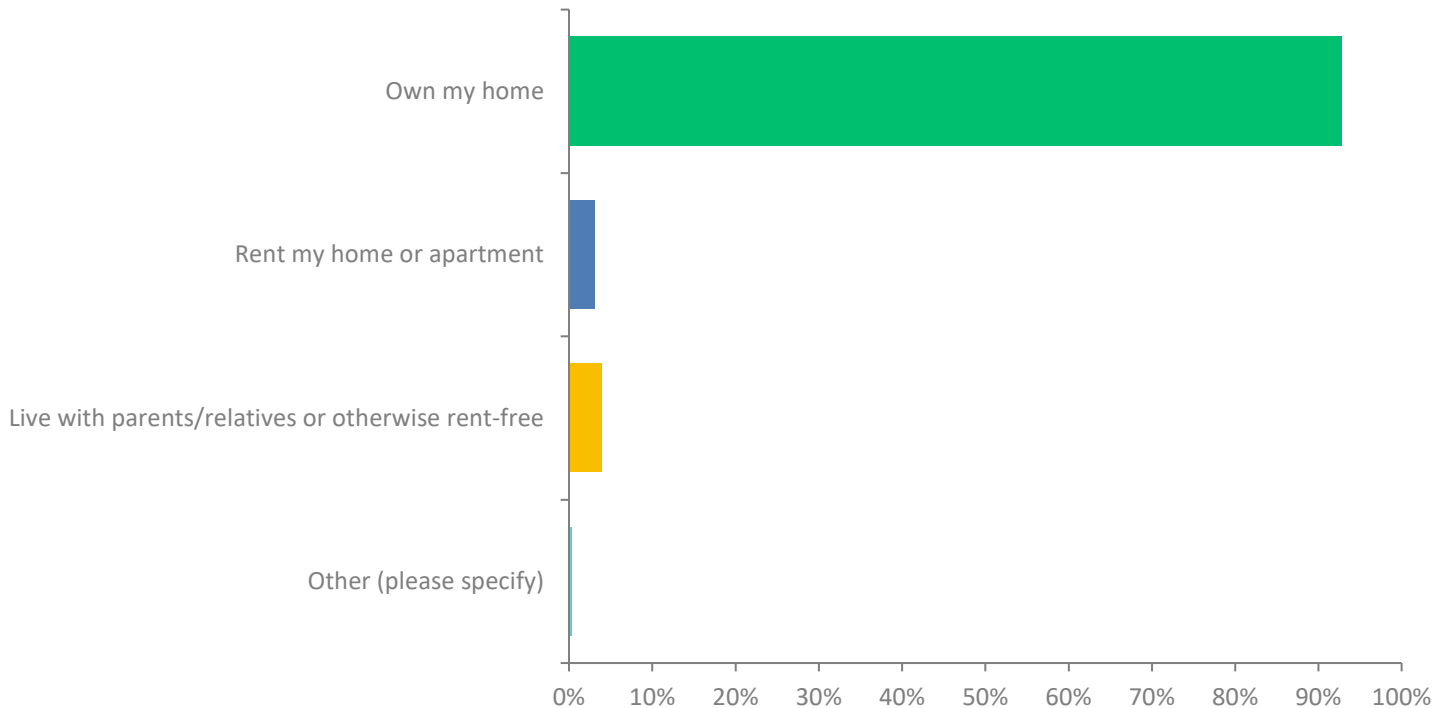
## Q15: How long have you lived in West Point City?

Answered: 385 Skipped: 70

ANSWER CHOICES	RESPONSES	
Less than 2 years	18.70%	72
3-5 years	15.32%	59
6-10 years	23.12%	89
11-20 years	23.38%	90
21 or more years	19.48%	75
TOTAL		385

# Q16: Which of the following best describes where you are currently living?

Answered: 384 Skipped: 71



## Q16: Which of the following best describes where you are currently living?

Answered: 384 Skipped: 71

ANSWER CHOICES	RESPONSES	
Own my home	92.71%	356
Rent my home or apartment	3.12%	12
Live with parents/relatives or otherwise rent-free	3.91%	15
Other (please specify)	0.26%	1
<b>TOTAL</b>		<b>384</b>